



STUDY UPDATES

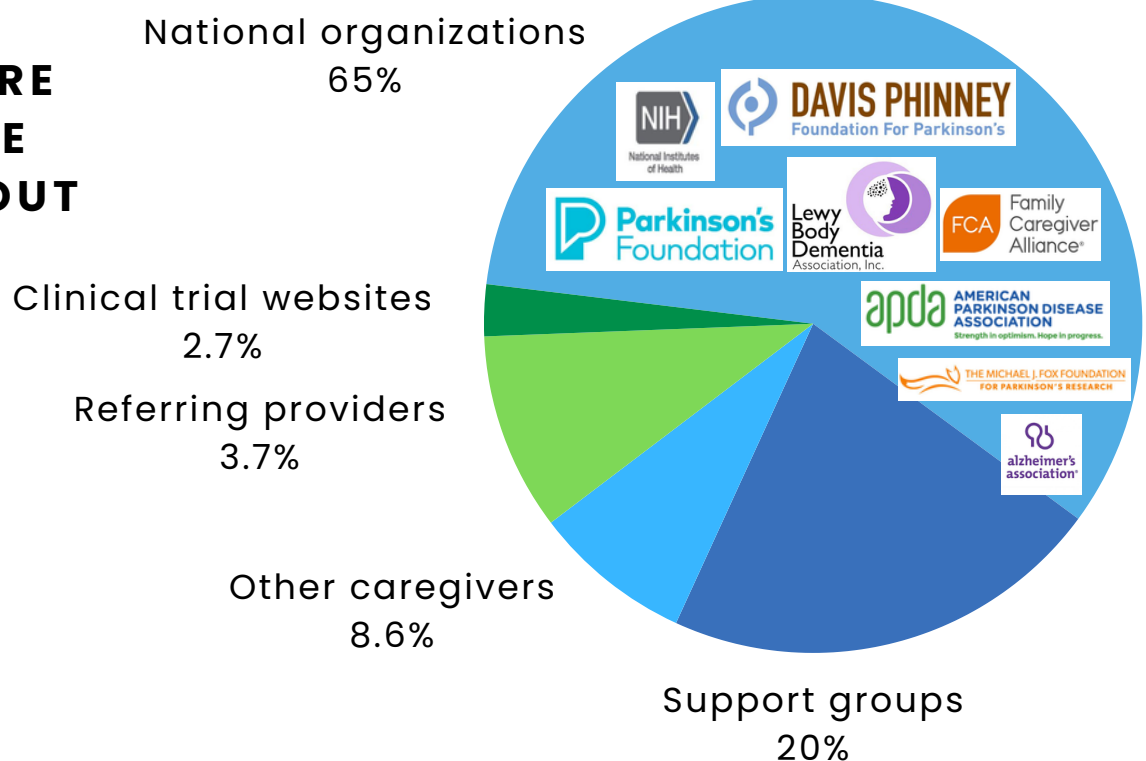
WE'RE SO GLAD YOU'RE HERE!

Welcome,

Thank you for helping to spread the word about the PERSEVERE study for PD and DLB family caregivers!

We hope to reach family caregivers or people with PD or DLB all across the US! If you know of an upcoming conference, event, social platform or support group, please let us know. Your connections to the PD and DLB community have been the keystone of our outreach efforts. We also have new flyers you can hand directly to patients and families, to facilitate a trusting connection! Thank you for your support!

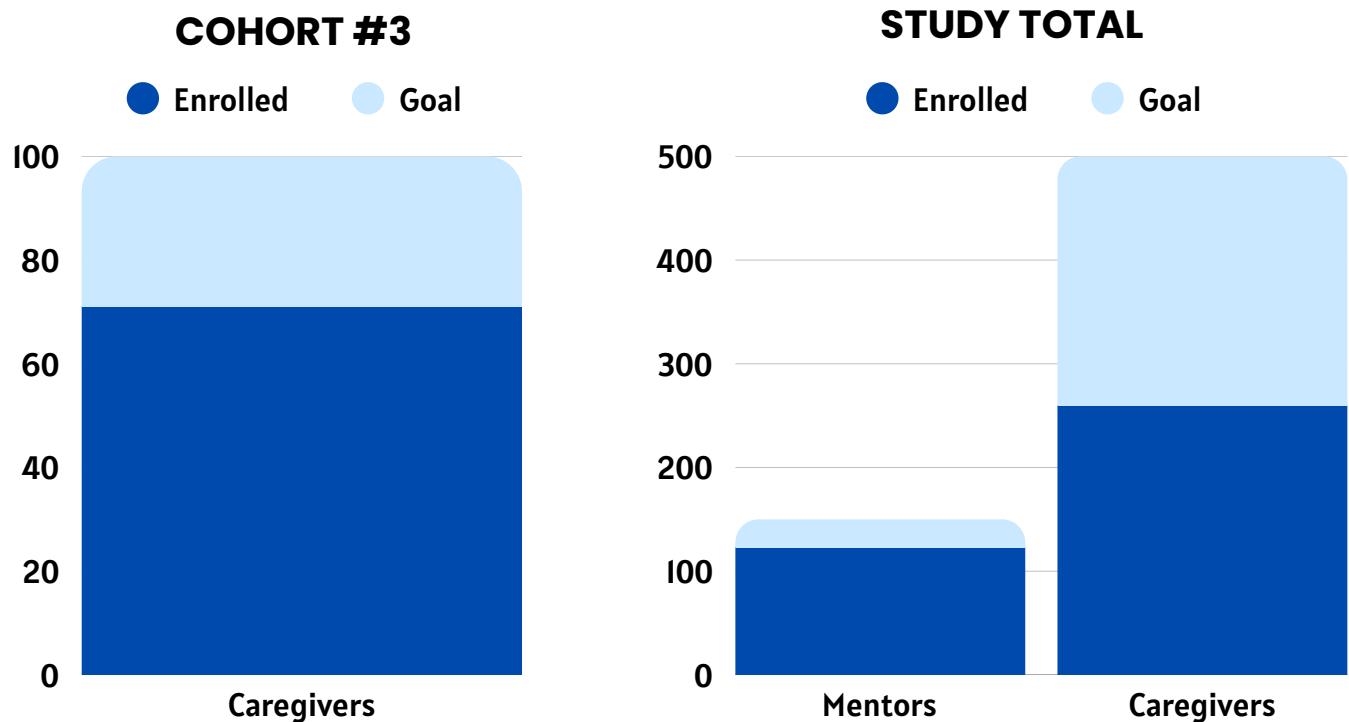
HERE'S WHERE PEOPLE ARE HEARING ABOUT US!



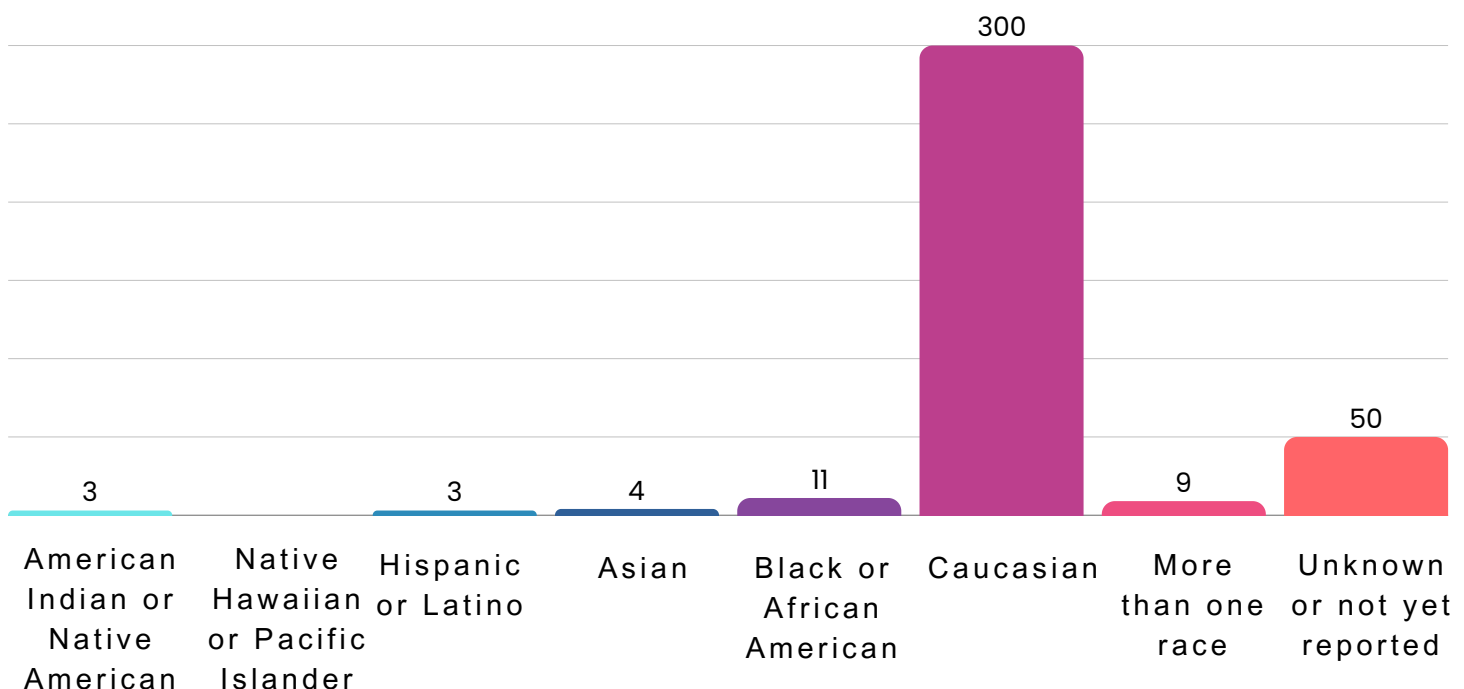
CURRENT ENROLLMENT DATA

By the end of the study, our goal is to have 150 mentors and 502 caregivers. To achieve this, we will enroll caregivers in five separate groups, each having 100 caregivers.

The second cohort has completed the 12-week intervention! We are actively recruiting for the third cohort and have enrolled 71 caregivers thus far.



Current Enrollment by Race



PERSEVERE IS NOW PROVIDING PUBLIC INFORMATION
AND RESOURCES THROUGH SOCIAL MEDIA! FOLLOW, LIKE
AND SHARE TO HELP US REACH MORE PATIENTS AND
CAREGIVERS!

SEARCH "PERSEVERE STUDY" OR CLICK THE ICONS BELOW
TO BE TAKEN DIRECTLY TO OUR PROFILE



(312) 563-3300



PERSEVERE@RUSH.EDU

Meet the study team



JORI FLEISHER, MD MSCE

Principal investigator & movement
disorders neurologist



**SARAH MITCHELL CHEN, LCSW
APHSW-C**

Licensed clinical social worker

we're so glad you're here!



WDASIE AYELE, MS, BS
Research coordinator



JESSICA HEMM, BS
Research coordinator